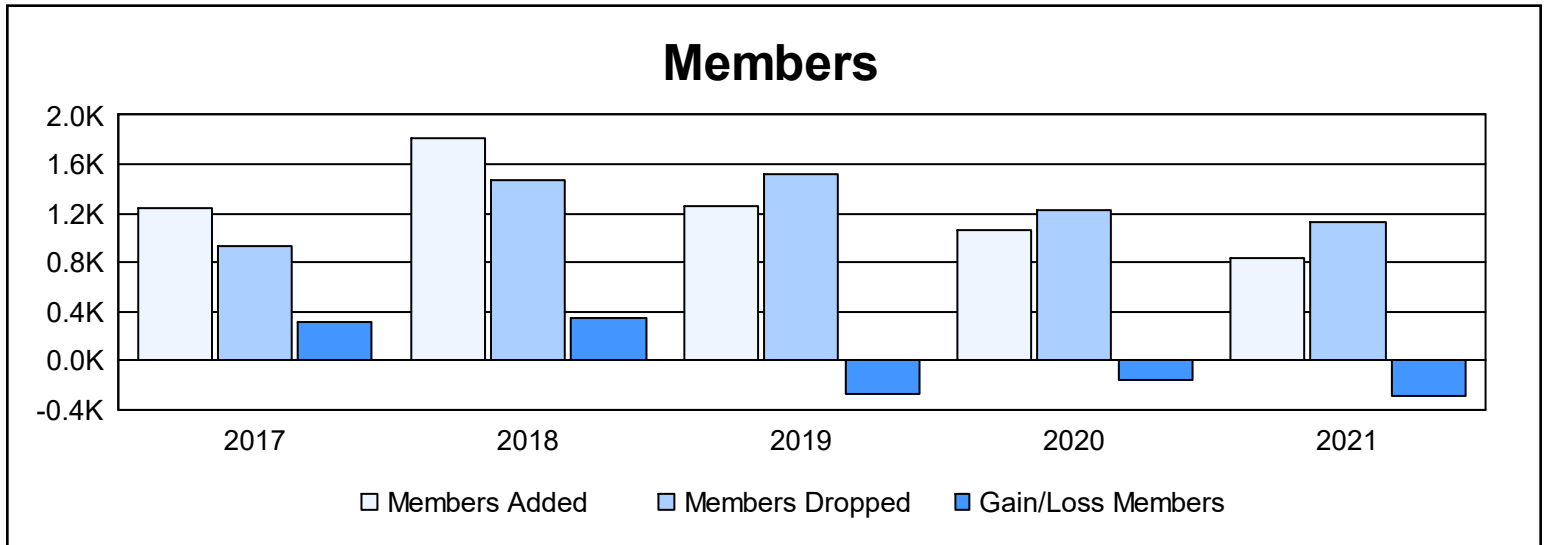
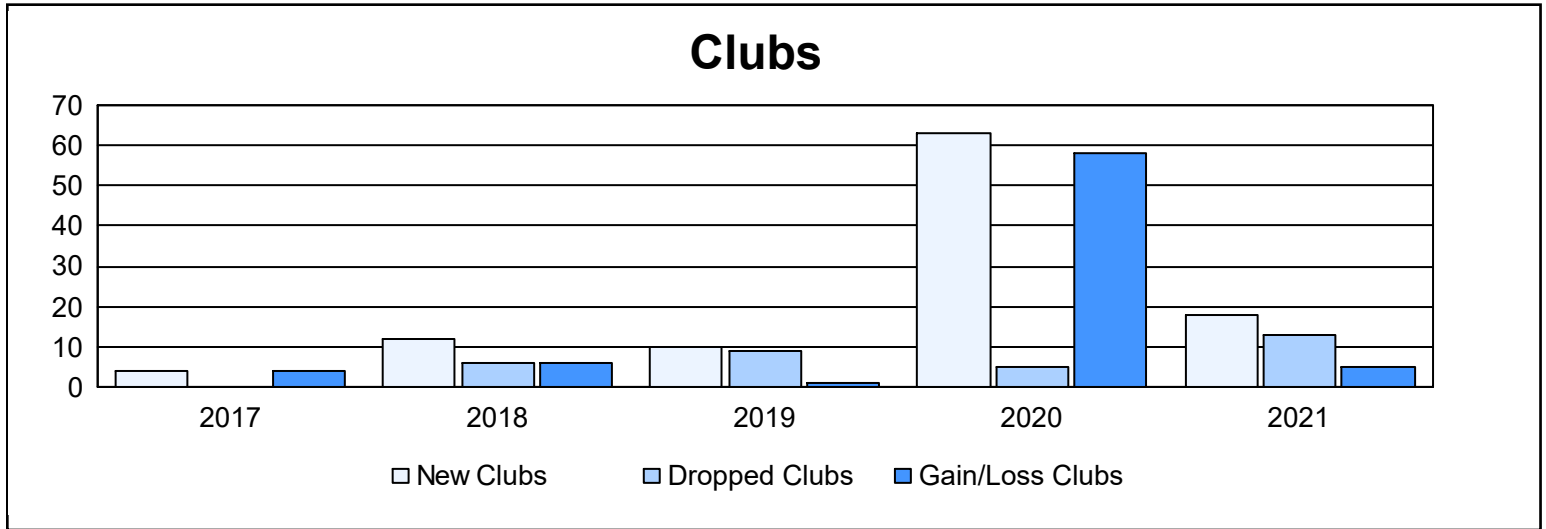
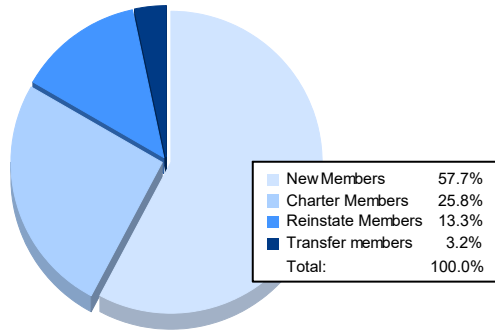


| Year | New Clubs | Dropped Clubs | Gain/ Loss Clubs | New Members | Charter Members | Reinstate Members | Transfer Members | Total Member Added | Total Members Dropped | Gain/ Loss Members |
|----------------|-----------|---------------|------------------|-------------|-----------------|-------------------|------------------|--------------------|-----------------------|--------------------|
| 2016-2017 | 4 | 0 | 4 | 888 | 182 | 159 | 13 | 1,242 | 934 | 308 |
| 2017-2018 | 12 | 6 | 6 | 1,107 | 492 | 207 | 6 | 1,812 | 1,473 | 339 |
| 2018-2019 | 10 | 9 | 1 | 613 | 328 | 303 | 15 | 1,259 | 1,525 | -266 |
| 2019-2020 | 63 | 5 | 58 | 322 | 551 | 179 | 15 | 1,067 | 1,223 | -156 |
| 2020-2021 | 18 | 13 | 5 | 481 | 215 | 111 | 27 | 834 | 1,130 | -296 |
| Average | 21 | 7 | 15 | 682 | 354 | 192 | 15 | 1,243 | 1,257 | -14 |



Membership Composition June 2021 Cumulative



Gender Composition June 2021 Cumulative

